

ALABAMA COMMISSION ON HIGHER EDUCATION

REPORT ON FACILITIES MASTER PLAN

AND

CAPITAL PROJECTS REQUESTS

FY 2011 - 2015

FOR ALL PUBLIC  
HIGHER EDUCATION INSTITUTIONS

December 2009

## Table of Contents

Report on Facilities Master Plan and Capital Project Requests .....	1
Immediate Capital Projects by Category chart.....	4
Intermediate Capital Projects by Category chart .....	4
Long-Term Capital Projects by Category chart.....	5
Total Capital Projects by Category chart .....	5
Immediate Capital Projects by Projected Funding Source chart.....	6
Intermediate Capital Projects by Projected Funding Source chart .....	6
Long-Term Capital Projects by Projected Funding Source chart.....	7
Total Capital Projects by Projected Funding Source chart .....	7
Summary Tables.....	8
Summary Table Immediate Capital Projects by Type of Project .....	9
Summary Table Intermediate Capital Projects by Type of Project .....	10
Summary Table Long-Term Capital Projects by Type of Project .....	11
Summary Table Immediate Capital Projects by Projected Funding Source .....	12
Summary Table Intermediate Capital Projects by Projected Funding Source .....	13
Summary Table Long-Term Capital Projects by Projected Funding Source .....	14
Bond Issue Tables .....	15
Age of Buildings .....	17
Codes Used in the Facilities Master Plan/Capital Projects Request .....	18

Institutional Facilities Master Plans and Capital Projects can be found at  
<http://www.ache.alabama.gov/Information/Publications/FMP2011-2015/FMP2011-2015.pdf>

## FACILITIES MASTER PLAN AND CAPITAL PROJECTS REQUESTS

In the 1996 Regular Session of the Legislature Act 96-539 was enacted. Act 96-539 was later codified as Section 16-5-15 of the Code of Alabama. Section 16-5-15 requires all public institutions of higher education to submit to the Alabama Commission on Higher Education a Facilities Master Plan. This plan is to include all capital project proposals and requires prioritizing of the capital improvement budget requests.

### Project Requests

All public two and four-year institutions submitted the Facilities Master Plan to the Alabama Commission on Higher Education in accordance with Section 16-5-15. The five years reported are broken into three time segments: Immediate, Intermediate, and Long-Term capital projects. Immediate projects are defined as those within the first year of the master planning cycle (FY 2010-2011). Intermediate projects are defined as those within the second year of the planning cycle (FY 2011-2012) while Long-Term projects fall into the last three years of the planning cycle (FY 2012-2013, 2013-2014, and 2014-2015). The projects are further divided into four separate project categories: New Construction/Acquisition; Renovation and Remodeling; Major Capital Equipment; and Deferred Maintenance/Facilities Renewal. The four charts immediately following this section show the percentage of Immediate, Intermediate, Long-Term, and Total projects broken into the project categories.

### Immediate Capital Projects

Table 1 summarizes the Immediate (Year 1) capital projects proposed by the institutions. As detailed on Table 1, \$1,074,789,622 was requested in Immediate capital projects, 24.1% (\$258,564,110) of which entail requests for funds from the Education Trust Fund (ETF) (Table 4). An additional 11.5% (\$123,331,665) of funds were projected to come from other State sources such as bond issues. Institutions also use funds they have raised in capital campaigns and federal and local funds, along with other sources to fund proposed capital projects.

Approximately 28% of all funds requested for Immediate capital projects are going for Renovation/Major Remodeling and Deferred Maintenance/Facilities Renewal Projects. An additional 2% of the funds requested are for Major Capital Equipment. Many of the projects in this category would also qualify in the Deferred Maintenance/Facilities Renewal column. As can be seen by this, almost a third of all funds requested for Immediate Capital projects would go toward projects for the maintenance, alteration, and repair of existing facilities.

## Intermediate and Long-Term Projects

Table 2 provides a summary of the Intermediate (Year-2) Capital Projects Requests. The Intermediate Projects amount to \$865,861,214. Table 5 shows that over 50% of these projects are projected to be funded with either ETF or other State funds. Thirty percent (30%) of the requested funds for these projects fall in categories other than New Construction/Acquisition. Funding sources for the Long-Term projects are often just estimates at this point, but currently, as shown on Table 6, 64% of the funding is anticipated to come from the ETF or other State-related funds. As shown on Table 3, under Attachment A, one-third (32%), of all of the Long-Term projects fall into categories other than New Construction/Acquisition.

### Summary

In summary, 31% of all capital projects requests are maintenance, alterations, or repairs of existing facilities or equipment. Over half, 54%, or about \$2.3 billion, of all of the funds requested for the projects listed on the Facilities Master Plans were projected to come from either ETF or Other State funds. A total of almost \$4 billion is projected as being needed to cover the capital projects requests of the four and two-year institutions over the next five years.

### Bond Issues

The State of Alabama does not provide regular funding for capital projects for education; this is true for K-12 as well as Postsecondary Education. In order to pay for capital projects the institutions must find funds from other sources. One of these sources is bonds. The institutions in Alabama are allowed to float their own bond issues. The four- and two-year institutions currently have approximately \$2.2 billion in bonds outstanding, as shown on Attachment B. As with all debt, these funds must be paid back and the institutions paid approximately \$168 million in debt service in the last fiscal year to pay these bonds off. The source of revenue to pay these bonds is usually through tuition or fees that the students pay.

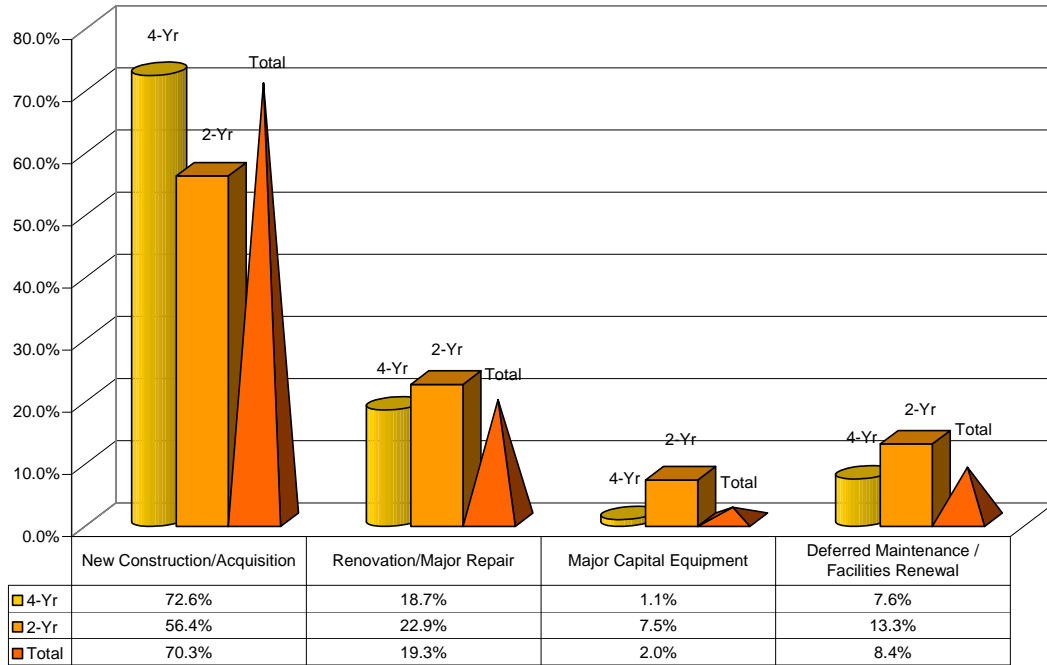
### Age of Buildings

Many readers may be struck by the magnitude of the estimated five-year capital needs and the amount of debt being incurred by the institutions for bond issues. Much of the need reflected in these requests is the inevitable outcome of decades of inadequate and inconsistent attention to capital needs in appropriations for Alabama's Public Colleges and Universities. According to the Fall 2009 Facilities Inventory and Space Utilization Report fifty percent (50%) of the buildings being used by the public colleges and universities in Alabama were built between 1960 and 1989. The newest of these buildings are approaching fifteen years of use and the oldest are over 40 years of age, beyond the "useful life" of major building components. Add to this group the 17% of our buildings built prior to 1960 and there should be no surprise at significant requests for capital funds to deal with repairs and replacements.

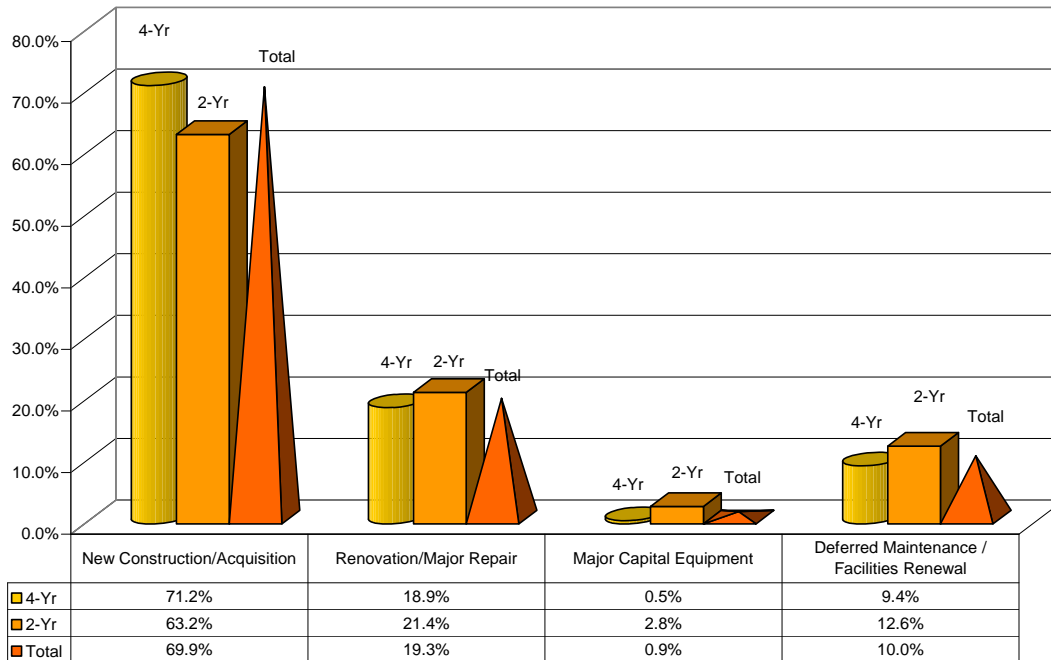
### Institutional Facilities Master Plans and Capital Projects Requests

This year, instead of providing summaries of the institutions submissions as has been done in the past, each institution's Facilities Master Plan and Capital Projects Request for five year reporting period, along with the bond report and projects descriptions, has been placed on the Commission's website. These reports go into more detail about each Immediate and Intermediate Capital Requirements project. Estimated cost and net and gross square footage are detailed in these reports. A brief statement of justification for the project is also included for each project. The reports can be found at <http://www.ache.alabama.gov/Information/Publications/FMP2011-2015/FMP2011-2015.pdf>.

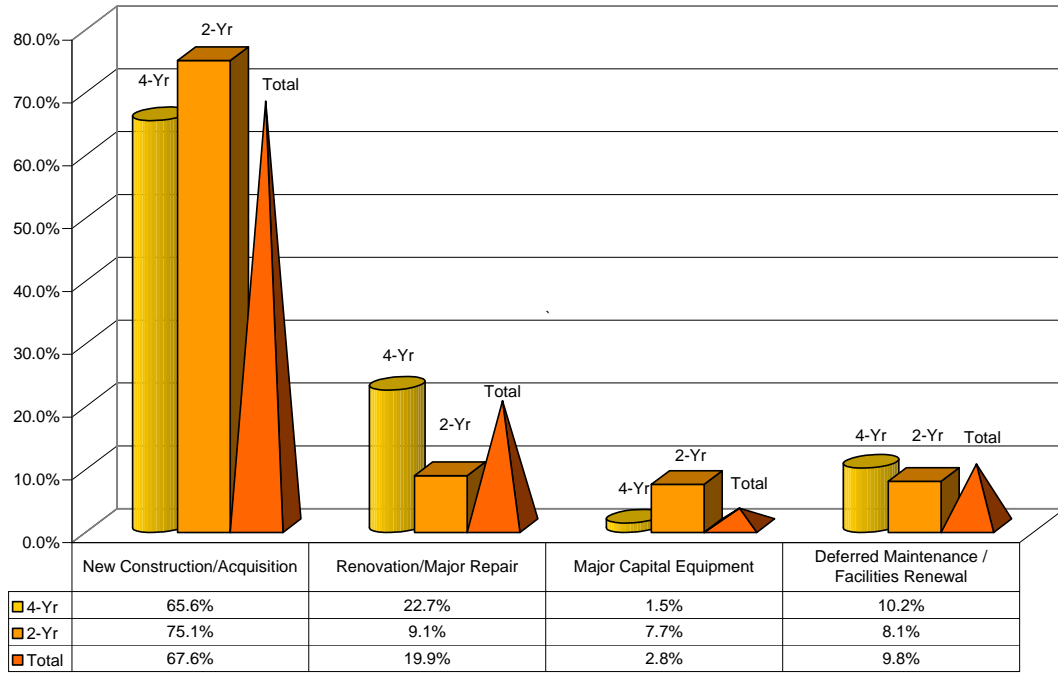
**Immediate Capital Requirements Projects by Category - FY 2010-2011**



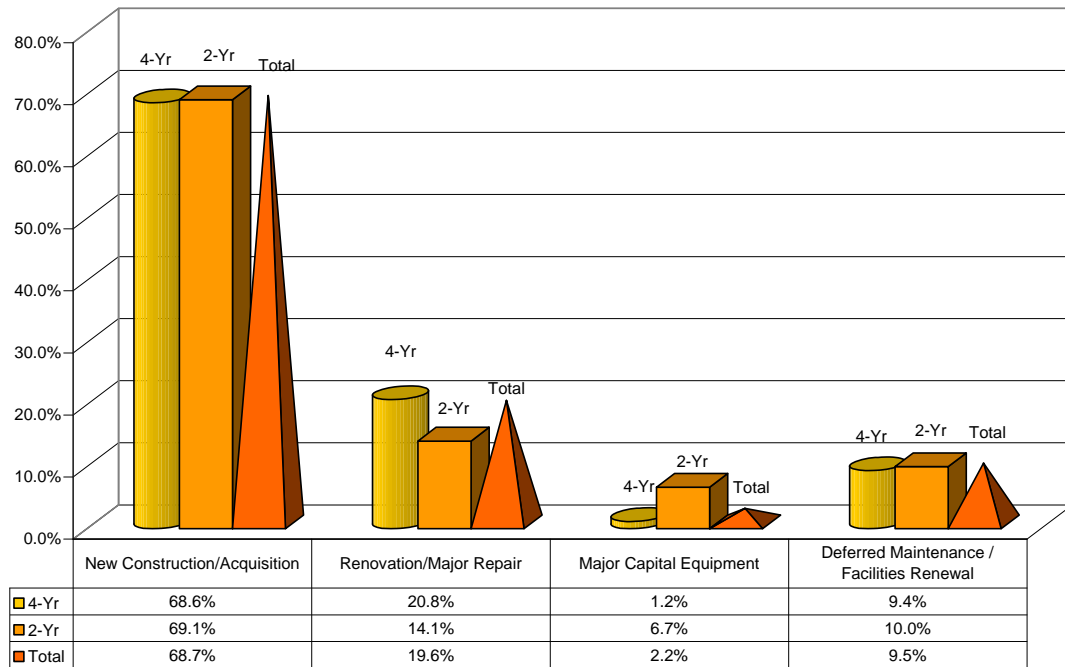
**Intermediate Capital Requirements by Category - FY 2011-2012**



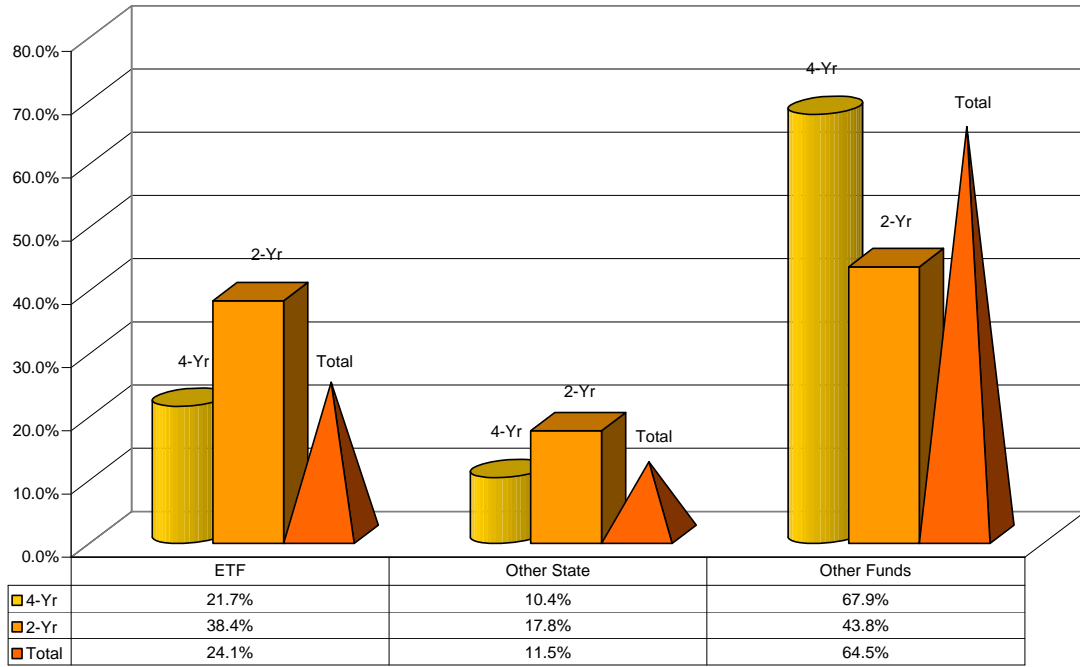
Long-Term Capital Requirements by Category FY 2012-13 - 2014-2015



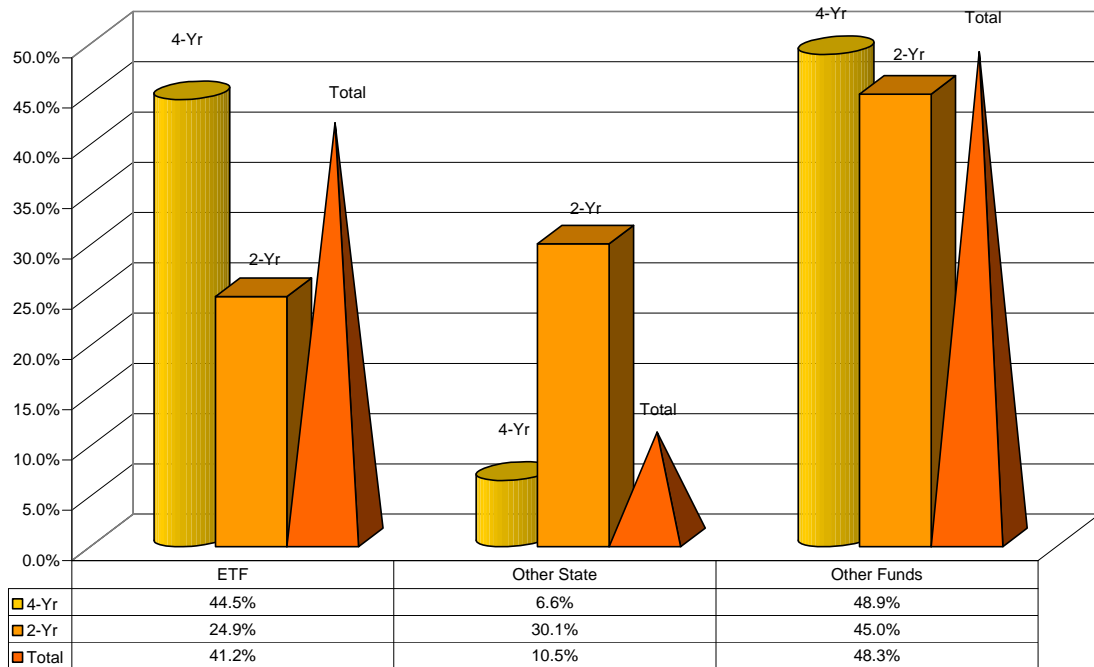
Total Capital Requirements by Category FY 2010-2011 - 2014-2015



**Immediate Capital Requirements Projects by Projected Funding Source - FY 2010-2011**

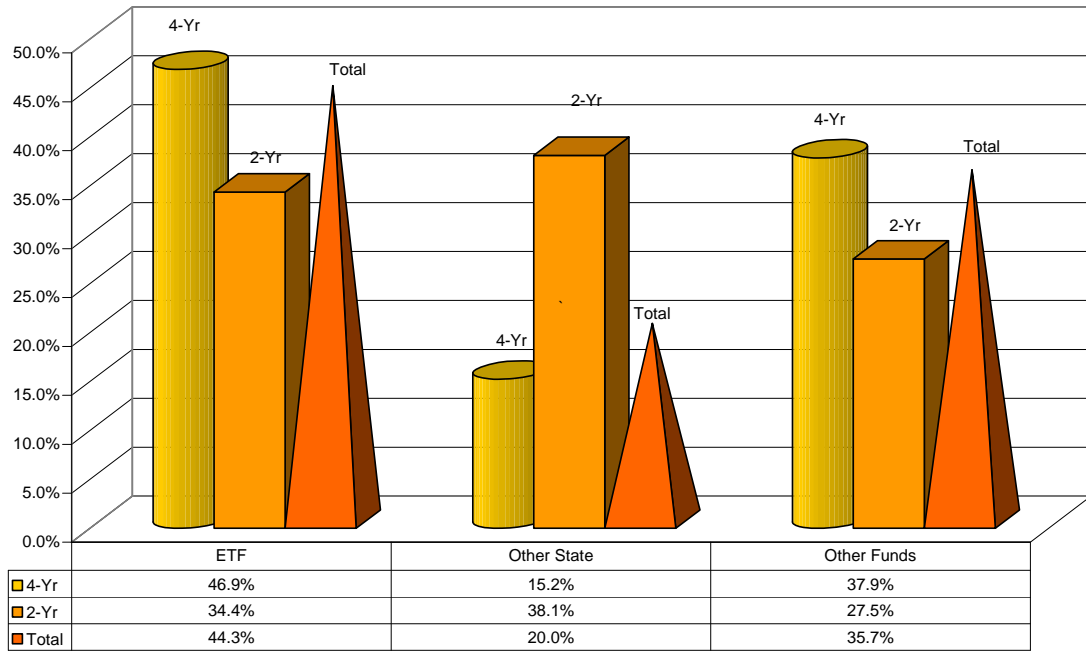


**Intermediate Capital Requirements by Projected Funding Source - FY 2011-2012**

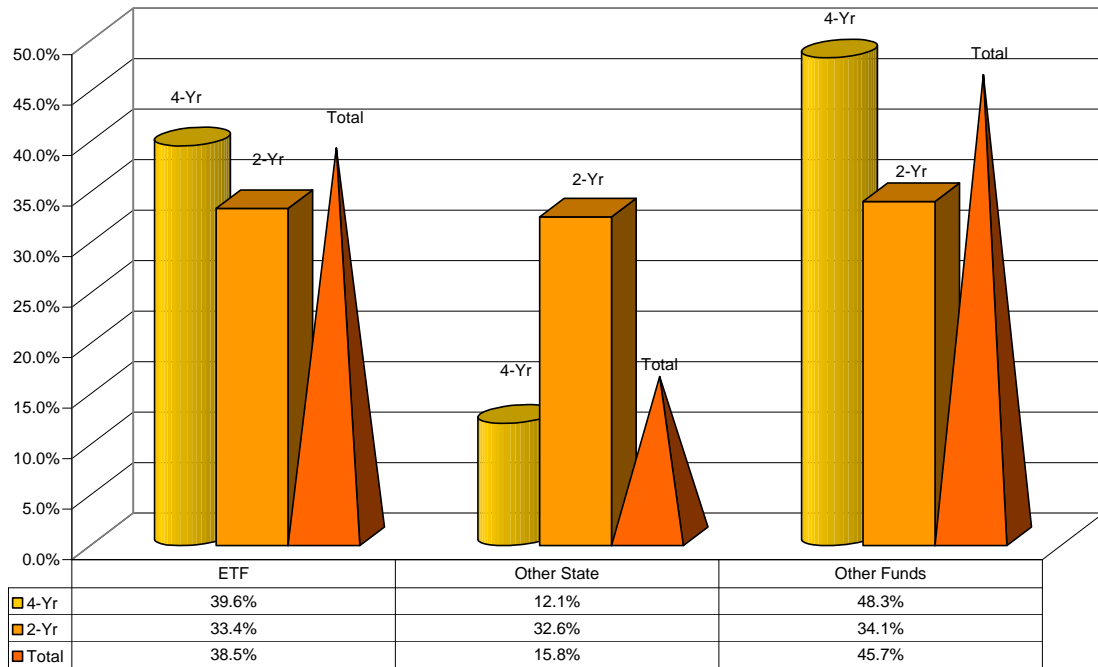




**Long-Term Capital Requirements by Projected Funding Source  
FY 2012-13 - 2014-2015**



**Total Capital Requirements by Projected Funding Sources FY 2010-2011 - 2014-2015**



## Summary Tables

Table 1

Summary Table  
 Immediate Capital Projects  
 By Type of Project  
 All Public Higher Education Institutions

Immediate Capital Projects - Year 1 (FY 2010-2011)					
Institution	New Construction	Renovation/ Major Remodeling	Major Capital Equipment	Deferred Maintenance/ Fac Renewal	Total Estimated Cost
Alabama A&M University	\$3,850,000	\$26,790,000		\$11,123,000	\$41,763,000
Alabama State University	63,276,680			6,477,000	69,753,680
Athens State University	6,000,000	6,100,000	950,000	775,000	13,825,000
Auburn University	208,134,000	21,500,000		3,300,000	232,934,000
Auburn Univ Montgomery					
Jacksonville State Univ				10,000,000	10,000,000
Troy University	47,687,960	52,400,000	550,000	7,087,868	107,725,828
University of Alabama	81,091,708	22,100,315		6,000,000	109,192,023
Univ of Alabama in Birmingham	126,477,000	26,050,000	5,000,000	7,000,000	164,527,000
Univ of Alabama at Huntsville	24,500,000	100,000		1,510,000	26,110,000
University of Montevallo				387,000	387,000
University of North Alabama	55,870,000	7,000,000	2,000,000	4,420,000	69,290,000
University of South Alabama	50,340,000	2,580,000	1,235,000	3,445,425	57,600,425
University of West Alabama	400,000	6,745,000		8,748,000	15,893,000
Dauphin Isl Sea Lab /MESC	2,040,000	1,380,000	316,750	85,000	3,821,750
SR & Dauphin Isl Total	669,667,348	172,745,315	10,051,750	70,358,293	922,822,706
Alabama Southern Comm Coll	1,075,020	151,800		158,700	1,385,520
Bevill State Community College		3,625,000		900,000	4,525,000
Bishop State Comm College					
Calhoun State Comm College	500,000				500,000
Central Alabama Comm College		750,000			750,000
Chatt Valley Community College		3,185,100			3,185,100
Drake State Technical College	15,220,620	1,060,000		1,380,000	17,660,620
Enterprise-Ozark Comm College		300,000	2,800,000	450,000	3,550,000
Faulkner State Comm College	28,760,000		3,000,000	4,000,000	35,760,000
Gadsden State Comm College	13,000,000	8,922,000	1,961,000	1,245,000	25,128,000
Ingram State Technical College			100,000	300,000	400,000
Jefferson Davis Comm College		550,000	100,000	400,000	1,050,000
Jefferson State Comm College		275,000			275,000
Lawson St Community College	5,900,000			7,676,212	13,576,212
L. B. Wallace Comm College		335,000			335,000
Marion Military Institute		2,200,000	79,000		2,279,000
Northeast AL Comm College				150,000	150,000
Northwest-Shoals Com College			150,000		150,000
Reid State Technical College	150,000			535,304	685,304
Shelton State Comm College	120,000		2,500,000		2,620,000
Snead State Comm College	550,000	6,000,000		1,150,000	7,700,000
Southern Union St Comm Coll	5,000,000			500,000	5,500,000
Trenholm St Technical College		300,000		70,000	370,000
Wall St Comm College - Dothan	14,151,955	2,030,350	149,600	400,255	16,732,160
Wall St Comm Coll - Hanceville	1,000,000	5,050,000	500,000	500,000	7,050,000
Wall St Comm College - Selma	300,000			350,000	650,000
Total Comm & Tech	85,727,595	34,734,250	11,339,600	20,165,471	151,966,916
<b>TOTAL</b>	<b>\$755,394,943</b>	<b>\$207,479,565</b>	<b>\$21,391,350</b>	<b>\$90,523,764</b>	<b>\$1,074,789,622</b>

Source: Facilities Master Plan / Capital Project Request, FY 2011 - 2015.

Table 2

Summary Table  
Intermediate Capital Projects  
By Type of Project  
All Public Higher Education Institutions

Intermediate Capital Projects - Year 2 (FY 2011-2012)					
Institution	New Construction	Renovation/ Major Remodeling	Major Capital Equipment	Deferred Maintenance/ Fac Renewal	Total Estimated Cost
Alabama A&M University	\$500,000	\$4,742,000	\$1,000,000	\$12,350,000	\$18,592,000
Alabama State University	101,842,000	1,500,000		6,477,000	\$109,819,000
Athens State University	500,000	1,450,000	750,000	700,000	\$3,400,000
Auburn University	40,000,000	16,583,000		3,300,000	\$59,883,000
Auburn Univ Montgomery	17,500,000	6,000,000			\$23,500,000
Jacksonville State Univ	3,500,000	6,000,000		7,500,000	\$17,000,000
Troy University	43,305,800	7,750,000	105,000	960,000	\$52,120,800
University of Alabama	70,000,000	42,958,172		6,000,000	\$118,958,172
Univ of Alabama in Birmingham	80,550,000			7,000,000	\$87,550,000
Univ of Alabama at Huntsville	61,500,000			1,790,000	\$63,290,000
University of Montevallo				275,000	\$275,000
University of North Alabama	17,000,000	16,400,000	1,500,000	16,000,000	\$50,900,000
University of South Alabama	66,000,000	30,841,500	285,000		\$97,126,500
University of West Alabama	12,100,000	2,250,000		5,735,000	\$20,085,000
Dauphin Isl Sea Lab /MESC					
SR & Dauphin Isl Total	514,297,800	136,474,672	3,640,000	68,087,000	722,499,472
Alabama Southern Comm Coll		986,963			\$986,963
Bevill State Community College		600,000		1,700,000	\$2,300,000
Bishop State Comm College					
Calhoun State Comm College	500,000	8,425,000		500,000	\$9,425,000
Central Alabama Comm College		400,000			\$400,000
Chatt Valley Community College	6,500,000				\$6,500,000
Drake State Technical College	10,025,000			300,000	\$10,325,000
Enterprise-Ozark Comm College		1,700,000	1,500,000	1,750,000	\$4,950,000
Faulkner State Comm College	300,000	475,000			\$775,000
Gadsden State Comm College	19,100,000	1,150,000	1,000,000	2,757,000	\$24,007,000
Ingram State Technical College					
Jefferson Davis Comm College	2,600,000	1,485,000		425,000	\$4,510,000
Jefferson State Comm College		500,000			\$500,000
Lawson St Community College	1,017,000			8,021,384	\$9,038,384
L. B. Wallace Comm College		590,000			\$590,000
Marion Military Institute			79,000		\$79,000
Northeast AL Comm College				150,000	\$150,000
Northwest-Shoals Com College	125,000	115,000	125,000	155,000	\$520,000
Reid State Technical College	60,320	500,000			\$560,320
Shelton State Comm College	5,000,000	200,000	1,000,000	500,000	\$6,700,000
Snead State Comm College	250,000	4,500,000	150,000	250,000	\$5,150,000
Southern Union St Comm Coll	18,000,000				\$18,000,000
Trenholm St Technical College	5,500,000	300,000		20,000	\$5,820,000
Wall St Comm College - Dothan	1,655,175	512,300	186,000	721,600	\$3,075,075
Wall St Comm Coll - Hanceville	20,000,000	8,175,000		250,000	\$28,425,000
Wall St Comm College - Selma				575,000	\$575,000
Total Comm & Tech	90,632,495	30,614,263	4,040,000	18,074,984	143,361,742
<b>TOTAL</b>	<b>\$604,930,295</b>	<b>\$167,088,935</b>	<b>\$7,680,000</b>	<b>\$86,161,984</b>	<b>\$865,861,214</b>

Source: Facilities Master Plan / Capital Project Request, FY 2011 - 2015.

Table 3

Summary Table  
Long-Term Capital Projects  
By Type of Project  
All Public Higher Education Institutions

Long Term Capital Projects - Years 3-5 (FY 2012-2013 - 2014-2015)						Estimated 5-Year Project Cost
Institution	New Construction	Renovation/ Major Remodeling	Major Capital Equipment	Deferred Maintenance/ Fac Renewal	Total Estimated Cost	
Alabama A&M University	\$39,935,000	\$19,278,250			\$59,213,250	\$119,568,250
Alabama State University	25,000,000		5,000,000	11,000,000	41,000,000	220,572,680
Athens State University	1,050,000	6,500,000	250,000	100,000	7,900,000	25,125,000
Auburn University	311,967,000	128,600,000		51,000,000	491,567,000	784,384,000
Auburn Univ Montgomery	37,500,000				37,500,000	61,000,000
Jacksonville State Univ	92,000,000	60,000,000		4,000,000	156,000,000	183,000,000
Troy University	73,470,000	8,300,000	20,600,000	1,902,731	104,272,731	264,119,359
University of Alabama	113,133,510	140,755,832		18,000,000	271,889,342	500,039,537
Univ of Alabama in Birmingham	233,500,000				233,500,000	485,577,000
Univ of Alabama at Huntsville	121,000,000	23,500,000		3,555,000	148,055,000	237,455,000
University of Montevallo	25,000,000	1,650,000		800,000	27,450,000	28,112,000
University of North Alabama	67,020,973				67,020,973	187,210,973
University of South Alabama	17,150,000	12,455,000	750,000	88,376,485	118,731,485	273,458,410
University of West Alabama	2,620,000	860,000		2,345,000	5,825,000	41,803,000
Dauphin Isl Sea Lab /MESC	1,525,000	100,000		510,000	2,135,000	5,956,750
SR & Dauphin Isl Total	1,161,871,483	401,999,082	26,600,000	181,589,216	1,772,059,781	3,417,381,959
Alabama Southern Comm Coll	9,639,300	537,625		812,125	10,989,050	13,361,533
Bevill State Community College	500,000	1,250,000		350,000	2,100,000	8,925,000
Bishop State Comm College	14,000,000				14,000,000	14,000,000
Calhoun State Comm College	36,000,000				36,000,000	45,925,000
Central Alabama Comm College	200,000			500,000	700,000	1,850,000
Chatt Valley Community College						9,685,100
Drake State Technical College	26,650,000				26,650,000	54,635,620
Enterprise-Ozark Comm College	3,000,000	5,450,000	5,500,000	2,850,000	16,800,000	25,300,000
Faulkner State Comm College	21,200,000	150,000		1,552,500	22,902,500	59,437,500
Gadsden State Comm College	38,875,000	9,476,000	27,850,000	3,650,000	79,851,000	128,986,000
Ingram State Technical College	800,000				800,000	1,200,000
Jefferson Davis Comm College	7,650,000	1,440,000	500,000	1,930,000	11,520,000	17,080,000
Jefferson State Comm College	34,250,000				34,250,000	35,025,000
Lawson St Community College	25,000,000			6,430,700	31,430,700	54,045,296
L. B. Wallace Comm College	4,000,000	3,500,000		400,000	7,900,000	8,825,000
Marion Military Institute	43,000,000	600,000	530,000		44,130,000	46,488,000
Northeast AL Comm College	6,000,000				6,000,000	6,300,000
Northwest-Shoals Com College	35,250,000	425,000	475,000	2,750,000	38,900,000	39,570,000
Reid State Technical College	8,000,000	475,000		1,000,000	9,475,000	10,720,624
Shelton State Comm College	7,500,000	2,100,000		3,000,000	12,600,000	21,920,000
Snead State Comm College	200,000	3,500,000		1,600,000	5,300,000	18,150,000
Southern Union St Comm Coll	8,000,000				8,000,000	31,500,000
Trenholm St Technical College	5,500,000	300,000		8,900,000	14,700,000	20,890,000
Wall St Comm College - Dothan	9,605,400			451,940	10,057,340	29,864,575
Wall St Comm Coll - Hanceville		10,100,000		1,150,000	11,250,000	46,725,000
Wall St Comm College - Selma	4,045,000	2,800,000	700,000	500,000	8,045,000	9,270,000
Total Comm & Tech	348,864,700	42,103,625	35,555,000	37,827,265	464,350,590	759,679,248
<b>TOTAL</b>	<b>\$1,510,736,183</b>	<b>\$444,102,707</b>	<b>\$62,155,000</b>	<b>\$219,416,481</b>	<b>\$2,236,410,371</b>	<b>4,177,061,207</b>

Source: Facilities Master Plan / Capital Project Request, FY 2011 - 2015.

Table 4

Summary Table  
 Immediate Capital Projects  
 By Projected Funding Source  
 All Public Higher Education Institutions

Institution	Immediate Capital Projects - Year 1 (FY 2010-2011)						
	Education Trust Fund	Other State Funding	Other Funds	Total Estimated Cost	Percent Requested From ETF Funds	Percent Requested From Other State Funds	Percent Requested From Other Funds
Alabama A&M University	\$29,325,000	\$6,603,000	\$5,835,000	\$41,763,000	70.22%	15.81%	13.97%
Alabama State University			69,753,680	\$69,753,680	None	None	100.00%
Athens State University	9,925,000	2,200,000	1,700,000	\$13,825,000	71.79%	15.91%	12.30%
Auburn University		13,000,000	219,934,000	\$232,934,000	None	5.58%	94.42%
Auburn Univ Montgomery					None	None	None
Jacksonville State Univ	10,000,000			\$10,000,000	100.00%	None	None
Troy University	62,925,828		44,800,000	\$107,725,828	58.41%	None	41.59%
University of Alabama	9,540,911	3,146,650	96,504,462	\$109,192,023	8.74%	2.88%	88.38%
Univ of Alabama in Birmingham		69,425,000	95,102,000	\$164,527,000	None	42.20%	57.80%
Univ of Alabama at Huntsville	2,110,000		24,000,000	\$26,110,000	8.08%	None	91.92%
University of Montevallo		387,000		\$387,000	None	100.00%	None
University of North Alabama	51,420,000	1,470,000	16,400,000	\$69,290,000	74.21%	2.12%	23.67%
University of South Alabama	5,260,425		52,340,000	\$57,600,425	9.13%	None	90.87%
University of West Alabama	15,893,000			\$15,893,000	100.00%	None	None
Dauphin Isl Sea Lab /MESC	3,821,750			\$3,821,750	100.00%	None	None
SR & Dauphin Isl Total	200,221,914	96,231,650	626,369,142	\$922,822,706	21.70%	10.43%	67.88%
Alabama Southern Comm Coll	553,817	831,703		\$1,385,520	39.97%	60.03%	None
Bevill State Community College	4,525,000			\$4,525,000	100.00%	None	None
Bishop State Comm College					None	None	None
Calhoun State Comm College		500,000		\$500,000	None	100.00%	None
Central Alabama Comm College		750,000		\$750,000	None	100.00%	None
Chatt Valley Community College		3,185,100		\$3,185,100	None	100.00%	None
Drake State Technical College	13,230,000	426,620	4,004,000	\$17,660,620	74.91%	2.42%	22.67%
Enterprise-Ozark Comm College	450,000		3,100,000	\$3,550,000	12.68%	None	87.32%
Faulkner State Comm College	4,160,000	150,000	31,450,000	\$35,760,000	11.63%	0.42%	87.95%
Gadsden State Comm College	6,328,000	2,700,000	16,100,000	\$25,128,000	25.18%	10.74%	64.07%
Ingram State Technical College		400,000		\$400,000	None	100.00%	None
Jefferson Davis Comm College	559,170	240,830	250,000	\$1,050,000	53.25%	22.94%	23.81%
Jefferson State Comm College	275,000			\$275,000	100.00%	None	None
Lawson St Community College		6,255,507	7,320,705	\$13,576,212	None	46.08%	53.92%
L. B. Wallace Comm College		335,000		\$335,000	None	100.00%	None
Marion Military Institute	2,279,000			\$2,279,000	100.00%	None	None
Northeast AL Comm College		150,000		\$150,000	None	100.00%	None
Northwest-Shoals Com College	150,000			\$150,000	100.00%	None	None
Reid State Technical College	620,304	65,000		\$685,304	90.52%	9.48%	None
Shelton State Comm College		2,620,000		\$2,620,000	None	100.00%	None
Snead State Comm College	7,700,000			\$7,700,000	100.00%	None	None
Southern Union St Comm Coll		5,500,000		\$5,500,000	None	100.00%	None
Trenholm St Technical College	370,000			\$370,000	100.00%	None	None
Wall St Comm College - Dothan	16,491,905	240,255		\$16,732,160	98.56%	1.44%	None
Wall St Comm Coll - Hanceville		2,750,000	4,300,000	\$7,050,000	None	39.01%	60.99%
Wall St Comm College - Selma	650,000			\$650,000	100.00%	None	None
Total Comm & Tech	58,342,196	27,100,015	66,524,705	\$151,966,916	38.39%	17.83%	43.78%
<b>TOTAL</b>	<b>\$258,564,110</b>	<b>\$123,331,665</b>	<b>\$692,893,847</b>	<b>\$1,074,789,622</b>	<b>24.06%</b>	<b>11.47%</b>	<b>64.47%</b>

Source: Facilities Master Plan / Capital Project Request, FY 2011 - 2015.

Table 5

Summary Table  
Intermediate Capital Projects  
By Projected Funding Source  
All Public Higher Education Institutions

Intermediate Capital Projects - Year 2 (FY 2011-2012)							
Institution	Education Trust Fund	Other State Funding	Other Funds	Total Estimated Cost	Percent Requested From ETF Funds	Percent Requested From Other State Funds	Percent Requested From Other Funds
Alabama A&M University	\$14,375,000	\$2,200,000	\$2,017,000	\$18,592,000	77.32%	11.83%	10.85%
Alabama State University			109,819,000	\$109,819,000	None	None	100.00%
Athens State University	3,400,000			\$3,400,000	100.00%	None	None
Auburn University			59,883,000	\$59,883,000	None	None	100.00%
Auburn Univ Montgomery			23,500,000	\$23,500,000	None	None	100.00%
Jacksonville State Univ	17,000,000			\$17,000,000	100.00%	None	None
Troy University	52,120,800			\$52,120,800	100.00%	None	None
University of Alabama	89,695,307		29,262,865	\$118,958,172	75.40%	None	24.60%
Univ of Alabama in Birmingham		45,400,000	42,150,000	\$87,550,000	None	51.86%	48.14%
Univ of Alabama at Huntsville	55,290,000		8,000,000	\$63,290,000	87.36%	None	12.64%
University of Montevallo	250,000		25,000	\$275,000	90.91%	None	9.09%
University of North Alabama	50,900,000			\$50,900,000	100.00%	None	None
University of South Alabama	18,126,500		79,000,000	\$97,126,500	18.66%	None	81.34%
University of West Alabama	20,085,000			\$20,085,000	100.00%	None	None
Dauphin Isl Sea Lab /MESC					None	None	None
<b>SR &amp; Dauphin Isl Total</b>	<b>321,242,607</b>	<b>47,600,000</b>	<b>353,656,865</b>	<b>\$722,499,472</b>	<b>44.46%</b>	<b>6.59%</b>	<b>48.95%</b>
Alabama Southern Comm Coll	986,963			\$986,963	100.00%	None	None
Bevill State Community College	2,300,000			\$2,300,000	100.00%	None	None
Bishop State Comm College					None	None	None
Calhoun State Comm College		9,425,000		\$9,425,000	None	100.00%	None
Central Alabama Comm College		400,000		\$400,000	None	100.00%	None
Chatt Valley Community College			6,500,000	\$6,500,000	None	None	100.00%
Drake State Technical College	10,000,000		325,000	\$10,325,000	96.85%	None	3.15%
Enterprise-Ozark Comm College	1,950,000		3,000,000	\$4,950,000	39.39%	None	60.61%
Faulkner State Comm College	475,000		300,000	\$775,000	61.29%	None	38.71%
Gadsden State Comm College	4,223,000		19,784,000	\$24,007,000	17.59%	None	82.41%
Ingram State Technical College					None	None	None
Jefferson Davis Comm College	4,510,000			\$4,510,000	100.00%	None	None
Jefferson State Comm College	500,000			\$500,000	100.00%	None	None
Lawson St Community College		1,418,978	7,619,406	\$9,038,384	None	15.70%	84.30%
L. B. Wallace Comm College		90,000	500,000	\$590,000	None	15.25%	84.75%
Marion Military Institute	79,000			\$79,000	100.00%	None	None
Northeast AL Comm College		150,000		\$150,000	None	100.00%	None
Northwest-Shoals Com College	520,000			\$520,000	100.00%	None	None
Reid State Technical College	500,320	60,000		\$560,320	89.29%	10.71%	None
Shelton State Comm College		5,200,000	1,500,000	\$6,700,000	None	77.61%	22.39%
Snead State Comm College	5,150,000			\$5,150,000	100.00%	None	None
Southern Union St Comm Coll		18,000,000		\$18,000,000	None	100.00%	None
Trenholm St Technical College	820,000		5,000,000	\$5,820,000	14.09%	None	85.91%
Wall St Comm College - Dothan	3,075,075			\$3,075,075	100.00%	None	None
Wall St Comm Coll - Hanceville		8,425,000	20,000,000	\$28,425,000	None	29.64%	70.36%
Wall St Comm College - Selma	575,000			\$575,000	100.00%	None	None
<b>Total Comm &amp; Tech</b>	<b>35,664,358</b>	<b>43,168,978</b>	<b>64,528,406</b>	<b>\$143,361,742</b>	<b>24.88%</b>	<b>30.11%</b>	<b>45.01%</b>
<b>TOTAL</b>	<b>\$356,906,965</b>	<b>\$90,768,978</b>	<b>\$418,185,271</b>	<b>\$865,861,214</b>	<b>41.22%</b>	<b>10.48%</b>	<b>48.30%</b>

Source: Facilities Master Plan / Capital Project Request, FY 2011 - 2015.

Table 6

Summary Table  
Long-Term Capital Projects  
By Projected Funding Source  
All Public Higher Education Institutions

Long Term Capital Projects - Years 3-5 (FY 2012-2013 - 2014-2015)							
Institution	Education Trust Fund	Other State Funding	Other Funds	Total Estimated Cost	Percent Requested From ETF Funds	Percent Requested From Other State Funds	Percent Requested From Other Funds
Alabama A&M University	\$59,213,250			\$59,213,250	100.00%	None	None
Alabama State University		41,000,000		\$41,000,000	None	100.00%	None
Athens State University	7,900,000			\$7,900,000	100.00%	None	None
Auburn University	245,783,500	122,891,750	122,891,750	\$491,567,000	50.00%	25.00%	25.00%
Auburn Univ Montgomery			37,500,000	\$37,500,000	None	None	100.00%
Jacksonville State Univ	47,000,000		109,000,000	\$156,000,000	30.13%	None	69.87%
Troy University	104,272,731			\$104,272,731	100.00%	None	None
University of Alabama	168,571,392		103,317,950	\$271,889,342	62.00%	None	38.00%
Univ of Alabama in Birmingham		90,000,000	143,500,000	\$233,500,000	None	38.54%	61.46%
Univ of Alabama at Huntsville	22,055,000	15,500,000	110,500,000	\$148,055,000	14.90%	10.47%	74.63%
University of Montevallo	2,450,000		25,000,000	\$27,450,000	8.93%	None	91.07%
University of North Alabama	67,020,973			\$67,020,973	100.00%	None	None
University of South Alabama	98,926,485	750,000	19,055,000	\$118,731,485	83.32%	0.63%	16.05%
University of West Alabama	5,825,000			\$5,825,000	100.00%	None	None
Dauphin Isl Sea Lab /MESC	2,135,000			\$2,135,000	100.00%	None	None
<b>SR &amp; Dauphin Isl Total</b>	<b>831,153,331</b>	<b>270,141,750</b>	<b>670,764,700</b>	<b>\$1,772,059,781</b>	<b>46.90%</b>	<b>15.24%</b>	<b>37.85%</b>
Alabama Southern Comm Coll	10,989,050			\$10,989,050	100.00%	None	None
Bevill State Community College	2,100,000			\$2,100,000	100.00%	None	None
Bishop State Comm College		14,000,000		\$14,000,000	None	100.00%	None
Calhoun State Comm College		36,000,000		\$36,000,000	None	100.00%	None
Central Alabama Comm College	700,000			\$700,000	100.00%	None	None
Chatt Valley Community College				None	None	None	None
Drake State Technical College	2,398,500	8,261,500	15,990,000	\$26,650,000	9.00%	31.00%	60.00%
Enterprise-Ozark Comm College	5,450,000	11,350,000		\$16,800,000	32.44%	67.56%	None
Faulkner State Comm College	22,902,500			\$22,902,500	100.00%	None	None
Gadsden State Comm College	49,851,000	20,000,000	10,000,000	\$79,851,000	62.43%	25.05%	12.52%
Ingram State Technical College	800,000			\$800,000	100.00%	None	None
Jefferson Davis Comm College	11,520,000			\$11,520,000	100.00%	None	None
Jefferson State Comm College			34,250,000	\$34,250,000	None	None	100.00%
Lawson St Community College	12,250,000	10,350,000	8,830,700	\$31,430,700	38.97%	32.93%	28.10%
L. B. Wallace Comm College		1,900,000	6,000,000	\$7,900,000	None	24.05%	75.95%
Marion Military Institute	530,000		43,600,000	\$44,130,000	1.20%	None	98.80%
Northeast AL Comm College		6,000,000		\$6,000,000	None	100.00%	None
Northwest-Shoals Com College		38,900,000		\$38,900,000	None	100.00%	None
Reid State Technical College	1,475,000	8,000,000		\$9,475,000	15.57%	84.43%	None
Shelton State Comm College	500,000	3,000,000	9,100,000	\$12,600,000	3.97%	23.81%	72.22%
Snead State Comm College	5,300,000			\$5,300,000	100.00%	None	None
Southern Union St Comm Coll		8,000,000		\$8,000,000	None	100.00%	None
Trenholm St Technical College	14,700,000			\$14,700,000	100.00%	None	None
Wall St Comm College - Dothan	10,057,340			\$10,057,340	100.00%	None	None
Wall St Comm Coll - Hanceville		11,250,000		\$11,250,000	None	100.00%	None
Wall St Comm College - Selma	8,045,000			\$8,045,000	100.00%	None	None
<b>Total Comm &amp; Tech</b>	<b>159,568,390</b>	<b>177,011,500</b>	<b>127,770,700</b>	<b>\$464,350,590</b>	<b>34.36%</b>	<b>38.12%</b>	<b>27.52%</b>
<b>TOTAL</b>	<b>\$990,721,721</b>	<b>\$447,153,250</b>	<b>\$798,535,400</b>	<b>\$2,236,410,371</b>	<b>44.30%</b>	<b>19.99%</b>	<b>35.71%</b>

Source: Facilities Master Plan / Capital Project Request, FY 2011 - 2015.



Report on Revenue Bonds Issued by Alabama Public Higher Education Institutions

Institution	Total Original Value	Total Amount Outstanding 9/30/2009	Total Amount of Principal Debt Service 9/30/2009	Total Amount of Interest Debt Service 9/30/2009	Total Amount of Debt Service 9/30/2009	Sources of Payment
Alabama A&M University	125,236,000	62,835,000	2,675,000	3,023,230	5,698,230	General Fees
Alabama State University	205,883,000	172,107,000	2,022,000	6,140,768	8,162,768	Tuition and Fee Revenue
Athens State University	13,500,000	12,865,000	430,000	605,056	1,035,056	General Fund/Tuition
Auburn University (includes AUM)	643,186,607	562,400,792	14,803,294	26,457,923	41,261,217	General Fund, Housing Revenue, Athletic Fund, & Dining Revenues
Auburn Univ Montgomery						
Jacksonville State University	86,665,000	83,315,000	1,050,000	3,743,591	4,793,591	Housing/Athl & Tuition & Fees
Troy University	133,385,000	105,515,000	2,715,000	2,309,458	5,024,458	Tuition Revenue, Special Student Fees and General
University of Alabama	367,545,000	352,915,000	3,890,000	17,486,143	21,376,143	Tuition, Housing, Athletics, Parking fees, Food Service, Fraternities
Univ of Alabama in Birmingham (Does not include Bonds for Hospital)	290,665,000	211,053,163	15,852,062	9,198,371	25,050,433	E&G & Auxilairy
Univ of Alabama at Huntsville	73,347,000	60,601,000	2,125,000	2,323,481	4,448,481	Housing Fees & Student Tuition/Fees
University of Montevallo	31,015,000	21,993,000	639,000	784,534	1,423,534	Pledged Revenues
University of North Alabama	26,085,000	22,175,000	845,000	1,095,900	1,940,900	General Fee Revenues & Student Housing Fees
University of South Alabama	304,095,001	298,413,343	4,785,000	14,102,875	18,887,875	Tuition & Fee revenues, portion of revenues USA Children's & Women's Hospital, gross revenues from Auxiliary Enterprises
University of West Alabama	3,470,000	2,525,000	180,000	118,073	298,073	Dorm Revenue
Dauphin Isl Sea Lab /MESC	2,000,000	108,436	108,436	2,147	110,583	Estuarium admission fees, Gift Shop revenue, and Discovery Hall Programs,
SR & Dauphin Isl Total	2,306,077,608	1,968,821,734	52,119,792	87,391,550	139,511,342	

Source: Facilities Master Plan / Capital Project Request, FY 2011-2015

Report on Revenue Bonds Issued by Alabama Public Higher Education Institutions

Institution	Total Original Value	Total Amount Outstanding 9/30/2009	Total Amount of Principal Debt Service 9/30/2009	Total Amount of Interest Debt Service 9/30/2009	Total Amount of Debt Service 9/30/2009	Sources of Payment
Alabama Southern Comm Coll	3,000,000	2,560,000	115,000	104,773	219,773	Tuition & Fee Revenues
Bevill State Community College	22,610,000	17,415,000	940,000	799,844	1,739,844	Tuition
Bishop State Comm College	9,010,000	6,595,000	2,415,000	2,042,156	4,457,156	Plant Funds
Calhoun State Comm College	37,145,000	30,830,000	1,390,000	1,534,105	2,924,105	Tuition & Fees
Central Alabama Comm College	9,595,000	7,450,000	350,000	465,698	815,698	Tuition Revenue
Chatt Valley Comm. College	1,500,000	980,000	75,000	57,673	132,673	Tuition & Fees
Drake State Technical College	3,990,000	3,040,000	165,000	129,920	294,920	Tuition
Enterprise-Ozark Comm College	2,635,000	1,635,000	120,000	95,265	215,265	Tuition
Faulkner State Comm College	19,915,000	15,510,000	625,000	547,942	1,172,942	Tuition & Fees, Dorm Revenue & Facility Fee Revenues
Gadsden State Comm College	20,240,000	15,225,000	1,065,000	719,371	1,784,371	Etowah County Sales Tax Revenue, Tuition Revenues, 2001 Bond Issue Retirement, and Facility Renewal Fees, Net Auxiliary Revenues, Facility Renewal Fees Revenues, Local Government Contributions
Ingram State Technical College					0	
Jefferson Davis Comm College	1,880,000	625,000	140,000	34,490	174,490	Dorm Fees and Tuition
Jefferson State Comm College	64,710,000	56,860,000	2,165,000	2,634,650	4,799,650	Tuition & Fees
Lawson St Community College	15,240,000	12,325,000	555,000	546,538	1,101,538	Tuition and Fees & Room Charges
L. B. Wallace Comm College	4,700,000	3,635,000	205,000	160,405	365,405	Sale of Trustee Managed Securities & Tuition & Fees
Marion Military Institute					0	
Northeast AL Comm College	6,225,000	5,110,000	250,000	213,866	463,866	Tuition & Fees
Northwest-Shoals Comm College	8,000,000	2,755,000	600,000	136,763	736,763	General Fund
Reid State Technical College	3,425,000	2,610,000	145,000	107,865	252,865	Tuition & Fees
Shelton State Comm College	24,560,000	13,095,000	1,855,000	698,969	2,553,969	Tuition & Fees
Snead State Comm College	6,855,000	5,260,000	280,000	229,490	509,490	Tuition & Fees
Southern Union St Comm Coll	29,735,000	22,745,000	1,170,000	1,090,520	2,260,520	Tuition & Fees
Trenholm St Technical College	2,000,000	1,445,000	55,000	82,500	137,500	Tuition & Fees
Wall St Comm College - Dothan	11,120,000	8,485,000	460,000	373,069	833,069	Tuition & Fees
Wall St Comm Coll - Hanceville	9,000,000	7,540,000	505,000	281,765	786,765	Tuition & Fees
Wall St Comm College - Selma						
Total Comm & Tech	317,090,000	243,730,000	15,645,000	13,087,637	28,732,637	
TOTAL	2,623,167,608	2,212,551,734	67,764,792	100,479,187	168,243,979	

Source: Facilities Master Plan / Capital Project Request, FY 2011-2015.

Physical Plant By Age of Buildings  
Alabama Public Colleges and Universities  
1819-2009  
Gross Square Feet (GSF)

Decade	Total Senior			Total Two-Year			Total Dauphin Island Sealab/MESC			Total All		
	Total GSF	Percent of Total	Cumulative Percent	Total GSF	Percent of Total	Cumulative Percent	Total GSF	Percent of Total	Cumulative Percent	Total GSF	Percent of Total	Cumulative Percent
Unknown	809,916	1.44%		21,189	0.17%					831,105	1.21%	
1810-1819	—	—	—	2,948	0.02%	0.20%				2,948	0.00%	1.22%
1820-1829	24,333	0.04%	1.49%	—	—	—						
1830-1839	20,185	0.04%	1.52%	720	0.01%	0.20%				20,905	0.03%	1.25%
1840-1849	82,832	0.15%	1.67%	—	—	—				82,832	0.12%	1.37%
1850-1859	44,309	0.08%	1.75%	27,064	0.22%	0.43%				71,373	0.10%	1.47%
1860-1869	70,998	0.13%	1.88%	—	—	—				70,998	0.10%	1.58%
1870-1879	—	—	—	—	—	—				0	0.00%	1.58%
1880-1889	157,098	0.28%	2.16%	—	—	—				157,098	0.23%	1.81%
1890-1899	11,735	0.02%	2.18%	—	—	—				11,735	0.02%	1.82%
1900-1909	447,694	0.80%	2.97%	3,530	0.03%	0.45%				451,224	0.66%	2.48%
1910-1919	235,357	0.42%	3.39%	7,442	0.06%	0.52%	4,420	3.03%	3.03%	247,219	0.36%	2.85%
1920-1929	2,669,473	4.76%	8.15%	79,020	0.65%	1.16%	—	—	—	2,748,493	4.02%	6.86%
1930-1939	1,669,844	2.98%	11.12%	88,061	0.72%	1.89%	—	—	—	1,757,905	2.57%	9.43%
1940-1949	1,590,181	2.83%	13.96%	214,679	1.76%	3.65%	3,924	2.69%	5.71%	1,808,784	2.64%	12.07%
1950-1959	2,993,016	5.33%	19.29%	321,345	2.63%	6.28%	86,404	59.15%	64.87%	3,400,765	4.97%	17.04%
1960-1969	10,026,548	17.86%	37.15%	3,456,971	28.34%	34.62%	—	—	—	13,483,519	19.70%	36.74%
1970-1979	9,295,230	16.56%	53.72%	2,651,413	21.74%	56.35%	—	—	—	11,946,643	17.45%	54.19%
1980-1989	7,646,569	13.62%	67.34%	1,134,421	9.30%	65.65%	5,616	3.84%	68.71%	8,786,606	12.84%	67.03%
1990-1999	7,109,779	12.67%	80.01%	2,224,717	18.24%	83.89%	17,102	11.71%	80.42%	9,351,598	13.66%	80.69%
2000-2009	11,221,474	19.99%	100.00%	1,965,009	16.11%	100.00%	28,600	19.58%	100.00%	13,215,083	19.31%	100.00%
Total	56,126,572	100.00%		12,198,529	100.00%		146,066	100.00%		68,446,834	100.00%	

Source: Alabama Commission on Higher Education's Fall 2009 Building Inventory survey.

## **Institutional Tables**

[Alabama A&M University](#)

[Alabama State University](#)

[Athens State University](#)

[Auburn University](#)

[Auburn University at Montgomery](#)

[Jacksonville State University](#)

[Troy University](#)

[University of Alabama](#)

[University of Alabama at Birmingham](#)

[University of Alabama in Huntsville](#)

[University of Montevallo](#)

[University of North Alabama](#)

[University of South Alabama](#)

[University of West Alabama](#)

[Dauphin Island Sea Lab](#)

[Alabama Southern Community College](#)

[Bevill State Community College](#)

[Bishop State Community College](#)

[Calhoun State Community College](#)

[Central Alabama Community College](#)

[Chattahoochee Valley Community College](#)

[Drake State Technical College](#)

[Enterprise-Ozark Community College](#)

[Faulkner State Community College](#)

[Gadsden State Community College](#)

[J. F. Ingram State Technical College](#)

[Jefferson Davis Community College](#)

[Jefferson State Community College](#)

[Lawson State Community College](#)

[Lurleen B. Wallace Community College](#)

[Marion Military Institute](#)

[Northeast Alabama Community College](#)

[Northwest Shoals Community College](#)

[Reid State Technical College](#)

[Shelton State Community College](#)

[Snead State Community College](#)

[Southern Union State Community College](#)

[Trenholm State Technical College](#)

[Wallace State Community College – Dothan](#)

[Wallace State Community College – Hanceville](#)

[Wallace State Community College – Selma](#)

## CODES USED IN THE FACILITIES MASTER PLAN/CAPITAL PROJECT REQUESTS

### Space Utilization Codes

- |                                  |                                 |
|----------------------------------|---------------------------------|
| 1. Classroom/Administration      | 9. Utility Plant                |
| 2T. Teaching Laboratory          | 10. Shop                        |
| 2R. Research Laboratory          | 11. Medical Clinic              |
| 3. Technical College Lab / Shop  | 12. Hospital                    |
| 4. Library                       | 13. Residence                   |
| 5. Gymnasium / Athletic Facility | 14. Dormitory                   |
| 6. Swimming Pool (Indoor)        | 15. Warehouse / Storage / Other |
| 7. Auditorium                    | 16. Land Acquisition            |
| 8. Student Center                | 17. Other (Identify)            |

### Space Category Codes

Education & General (E&G)

E&G-Health

Hospital

Auxiliary

Other

### Basis Of Requirement Codes

- |    |  |
|----|--|
| A. | New program development                                  |
| B. | Greater space requirements for an existing program       |
| C. | Changed facility needs for an existing program           |
| D. | Enrollment growth  |
| E. | Deterioration or obsolescence of existing facilities     |
| F. | Improvement of campus life (landscaping, lighting, etc.) |
| G. | Improvement of utility systems                           |
| H. | Research growth  |
| I. | Patient care requirements                                |
| J. | Safety   |
| K. | Repair / Replacement due to damage by fire or storm      |
| L. | Other  |